

Virtual Valentine's Day



Gift Ideas

Presented by
Marlene Shiple, Ph.D.
The Life Coach Dr.
<http://thelifecoachdr.com/coach>

Virtual Valentine's Day Gift Ideas

Valentine's Day can be a romantic and fun holiday, but sometimes there's a lot of pressure to spend a lot of money and get that perfect gift. Add to that, many gifts and cards just add to the tons of stuff we seem to accumulate. Why not go virtual this year? Whether you want to send something to your sweetie while they're at work, if you're in a long-distance relationship or just want to be more eco or wallet conscience, here are 14 fun ideas to share how you feel.

Idea #1: Send a Unique Ecard

Ecards are not an original idea by any means, but sometimes they can help you say just what you're feeling. Send your ecard a few days in advance to make it seem more special and less obligatory.

RomanticCraft.com has some great customizable cards. You can add your own photos, make "Wanted" posters, candy hearts, tabloid newspapers, sidewalk writing and more. You can see all the [RomanticCraft.com options here](#).

NOTE: You need to sign up for a free account in order to store any images you uploaded to the site.

Here's a "Museum" card being made. All you do is add your photo, choose a museum scene and voila, your card is a museum scene where onlookers are in awe of how in love you are! As you can see, you can also post your card to various social media and photo sharing websites.

Select your photo

- Upload
- Facebook
- Picasa
- Flickr
- Web URL

Please select an image from your computer

C:\Users\ [redacted] \Dc [Browse...]

Select a Museum:



Once you choose your scene, your photo is ready:

couple-love

 Save |  Send as e-mail



Then you can send the photo by email.

Email this photo

Your name:

Stacey

Your e-mail:

stacey@ilovehim.com

Enter up to 5 recipients (one per line):

john@shelovesme.com

[Send e-mail](#) or cancel

They've got a lot of fun options, be warned! It might be so fun, you'll stay there a while.



Tabloid Newspaper Photo

Upload a photo, crop and select the text drop down to choose a color that can be seen clearly over the photo.



Custom Eye Chart Maker

Create a unique message and ask if she can read it clearly: **(Name)-My eyes are only for you.** Hint: make sure to enter your text without spaces and use a few !'s at the end to position correctly.



Newspaper Clipping

Write your own love story or announce your feelings in a newspaper article. You can personalize the title of the paper, date, article name and a short snippet.



Sidewalk

Write your own phrase, personal note or names into a sidewalk.

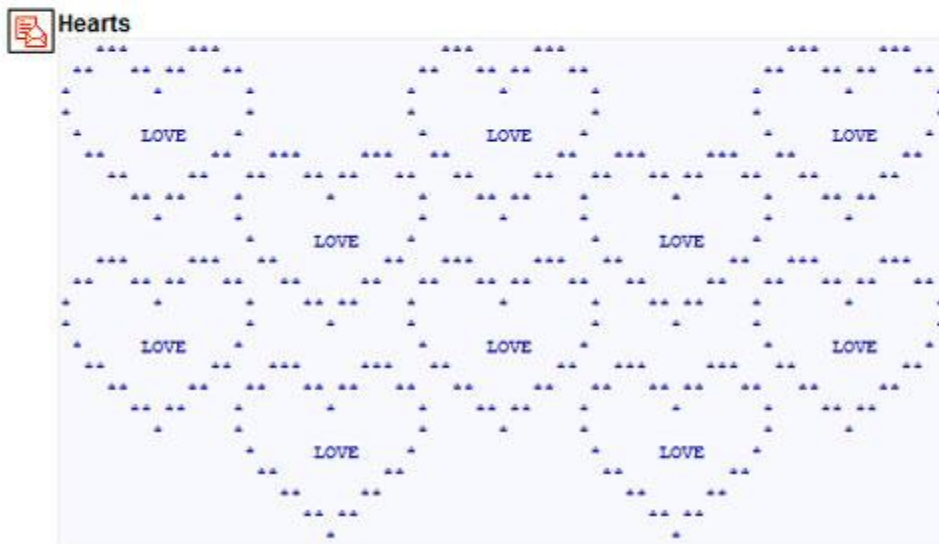
That's just a few of them above. You can see all the RomanticCraft.com ecard options [here](#).

Idea #2: ASCII Valentine Art

While ASCII art has been around for over 50 years, it still manages to impress the digitally-inclined. Send a little message in ASCII art to your Valentine. Do a search for "Valentine ASCII art" or "Love ASCII art" and you'll find plenty of examples.

Send it via email, post it to a Facebook wall just to say I love you.

Asciworld.com has a few sections you might like including [For Lovers](#), [Couples](#), [Hearts](#) and [Flowers](#). Here's a little screenshot of some of the designs you can find there:



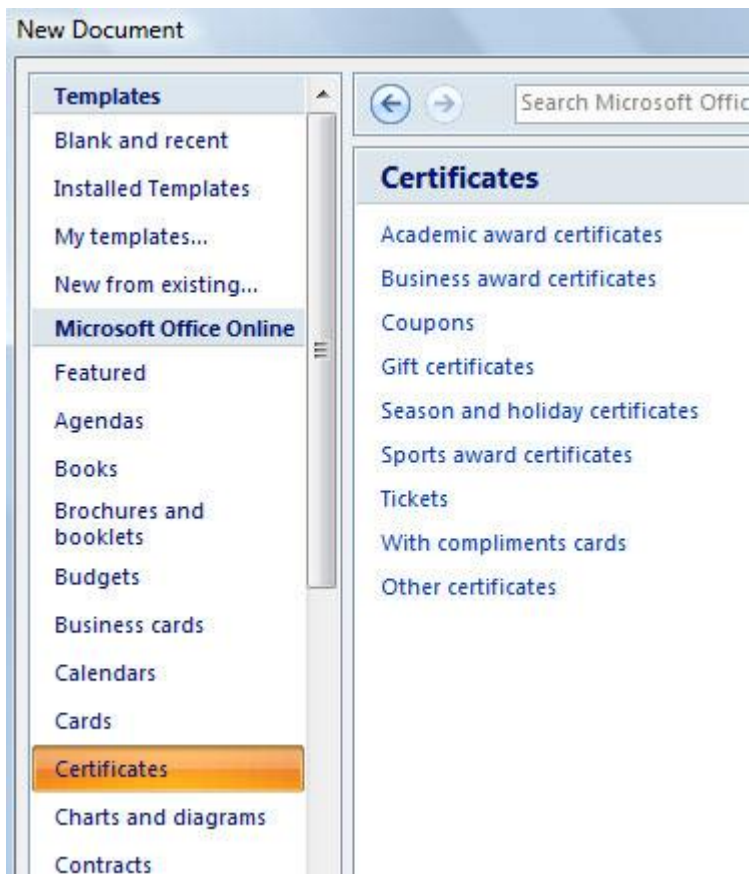
Idea #3: Create Downloadable Love Coupons

Create some coupons for your Valentine. Make them romantic, sweet or even a little naughty. It's YOUR Valentine's Day, after all. You can create a coupon book with a number of coupons. Or build up the excitement by emailing one coupon per day for a week before Valentine's Day.

Many word processing programs include templates that might be useful to you. For example, Microsoft Word 2007 includes coupon templates. To find the templates, click on the "Office Button" on the top left and choose "New".



Choose "Certificates":



Have a look through the "Coupons", "Gift Certificates" and other options on the right side for some possibilities. Most templates are fully editable, so you can replace text, images, etc.

You can also search for [coupon templates at Microsoft](#) or do a Google search for templates.

Idea #4: Send Virtual Roses or Flowers

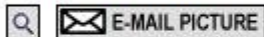
Virtual flowers last forever, can be sent instantly and are free. Just make sure you attach a really nice message, so the true sentiment is felt. Of course, if your Valentine loves fresh flowers, you might want to follow up with the real thing the next time you see her.

Many online flower retailers offer a virtual roses or flowers service. They do this because they hope that you'll buy some flowers and their company information is displayed when the recipient views their flowers.

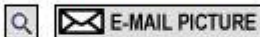
Here's an example of arrangements you can send from FlowerShopNetwork.com:



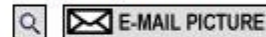
Classic Red Roses



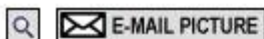
Heart's Desire



Rosey Romance



Rose Garden Bouquet



The Sweetest Kiss
of Fresh Roses



A Dazzling Dozen
Roses In A Vase



Just click "Email Picture", add your message and it will be emailed to your sweetie.

Or if you'd like something a little less commercial, go a botanical garden (or yours, if you have flowers) and take some photos of beautiful flowers. Send a flower a day with a special message leading up to Valentine's Day.

Idea #5: Text Messages

Have fun with text messages. Play a romantic game of hide-and-seek and send text message clues to find you.



You can also send short poems, favorite romantic quotes or just ask your Valentine what they're interested in.

Idea #6: Make a Web Page

Create a virtual gift your sweetie can visit anytime, by making a web page. Moonfruit.com allows you to create simple websites for free and they have some very suitable templates for a simple website.

Start by choosing a template. We're choosing a postcard style for our example:

Step 1 - Design


Instructions

Choose a design style and colour below. You can always customise these settings later, uploading your own pictures, adjusting your colours, fonts, menu style and so on. Our Sitemaker tools give you complete control over the design of your site.

Personal Professional User Submitted

Snapshot
Postcard
Journal
Bright
Construct
Cloud
Dusk
Video Trip
Video Blog
Adventure
Extreme Sport
Team
Battery
Simple

Postcard



Next

Then you'll be asked to choose the type of site you want to create. We chose the "Couples" option. Then we picked our website name.

Choose your free address

http://www. .

Site name (for logo)

Description for search engines (optional)

Back

Next

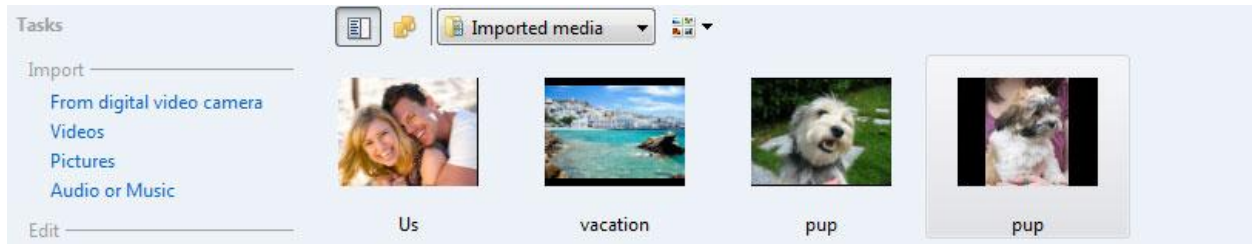
Once you're all set up, you can use the point and click editor to add photos, change text and more, creating a very polished looking site.

The screenshot displays a website editor interface. At the top, there is a postcard graphic with the text: "To my sweetheart, I know we are apart now, but I love you and this is a place where we can share our memories." The recipient is "John + Stacey In Love Wherever they are". Next to the postcard is a photograph of a tropical beach with a palm tree. Below these elements, there is a "Welcome, bienvenidos" section with introductory text about the software's capabilities. To the right, there is a "Pop-up gallery 1" section with a toolbar containing an "Add Image" button and other editing icons. A "Click to see our galleries >>" link is also visible.

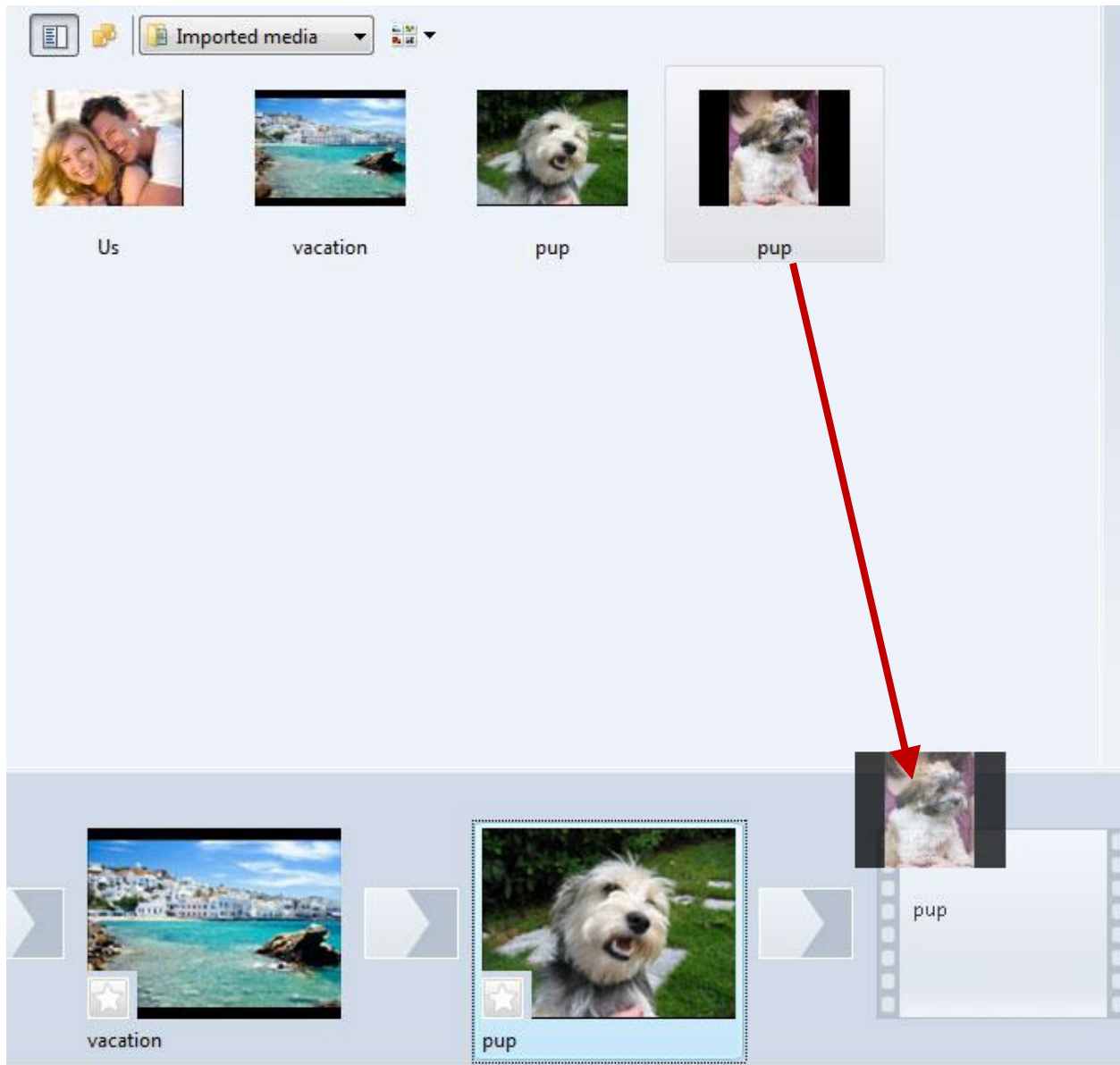
Idea #7: Make a Slide Show

Gather up all those photos and put them to use by creating a slide show. You can also create a dream slide show that might show places you plan to travel, things you want to do. You probably have a program on your computer that lets you create a slide show.

If you're on a Windows machine, you can use Windows Movie Maker, which comes with Windows. All you do is load up the photos you want to use:



Choose an effect, if you'd like. Just drag the images you want to the slide show at the bottom:



You can add transitions and effects, if you'd like as well. Then choose a publishing option:



Idea #8: Write a Poem or Love Letter

An old classic...send a poem or a love letter. If you've never written one before, it might take some practice.

If you need a little help making your virtual letter pretty, LoveLetters.com is a free service that lets you choose some stationery, font and ink color.

First, you choose your stationery (they have tons of options):



Watercolor Heart



Lipstick



Marbled (Light)



burlap



Choose from a number of font/handwriting/calligraphy options:

- Emily Dickinson
- Juliet
- Lady Diana
- LydiASHand
- HAWLET
- King Henry VIII
- Lady Guinevere
- Marie Antoinette

Choose your ink color and font size:

Font Size: 5 ▾

Italic

Bold



Black Ink



Purple



Dk. Blue Ink



Rust



Lt. Blue Ink



Blood Red



Green



Sepia



Dk. Pencil



Sepia2



Lt. Pencil



Gold



Silver



White

Then you enter your message:

Title: Angelina, My Love

Text: To my Dearest Angelina,

The fire burns always
I love you forever more
Angelina heart

With all my heart,
Brad

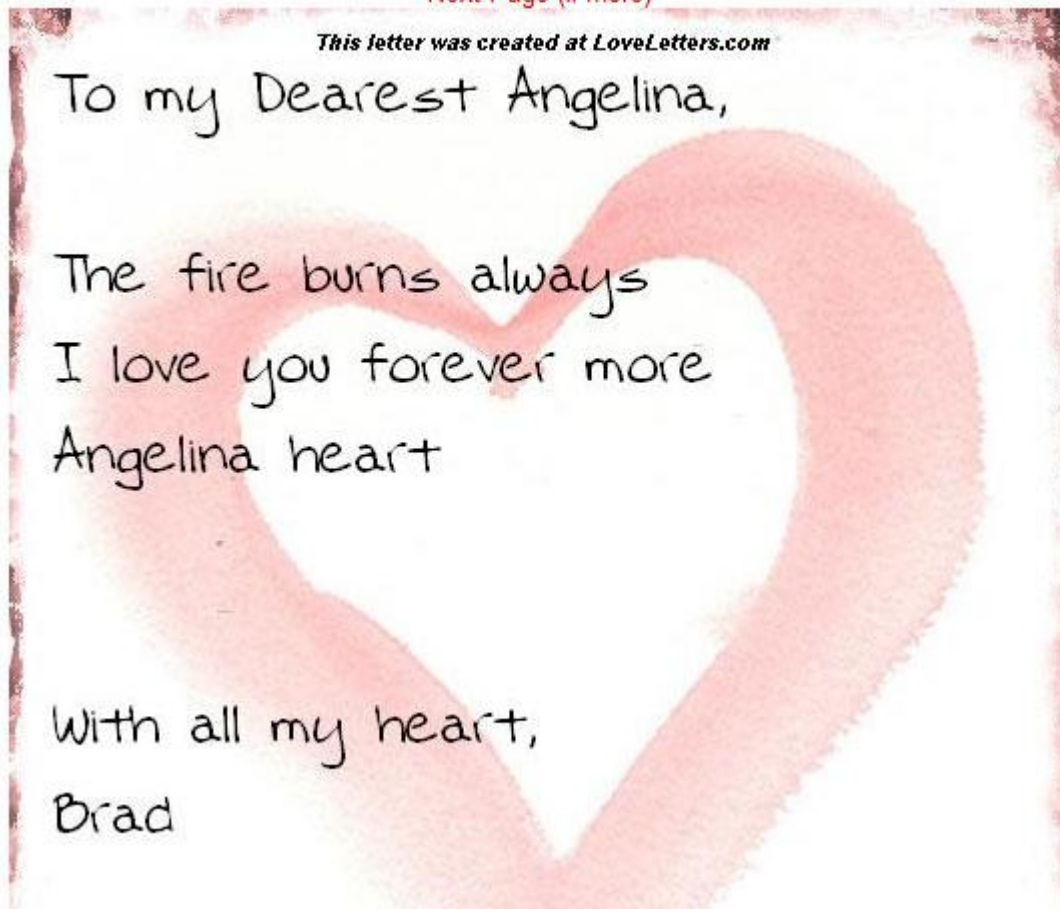
From: Love Brad

Then you can view, save or publish your letter. You can also make changes if you'd like.

Angelina, My Love

by Love Brad

[Next Page \(if more\)](#)



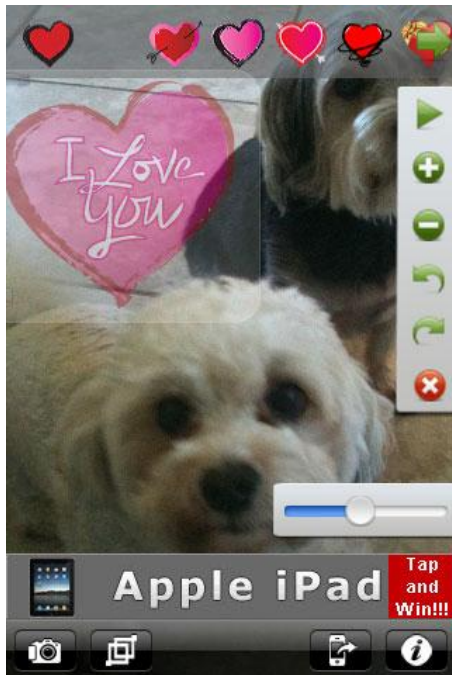
Idea #9 Add Some Valentine to Your Photos

There is all kinds of fun software out there that will allow you to take photos and dress them up. Well, dress your photos up for Valentine's Day. Add hearts, get shot by cupid's arrow, it's all in good fun.

Check out the Valentine Photo App for iPhone. This is the free version:



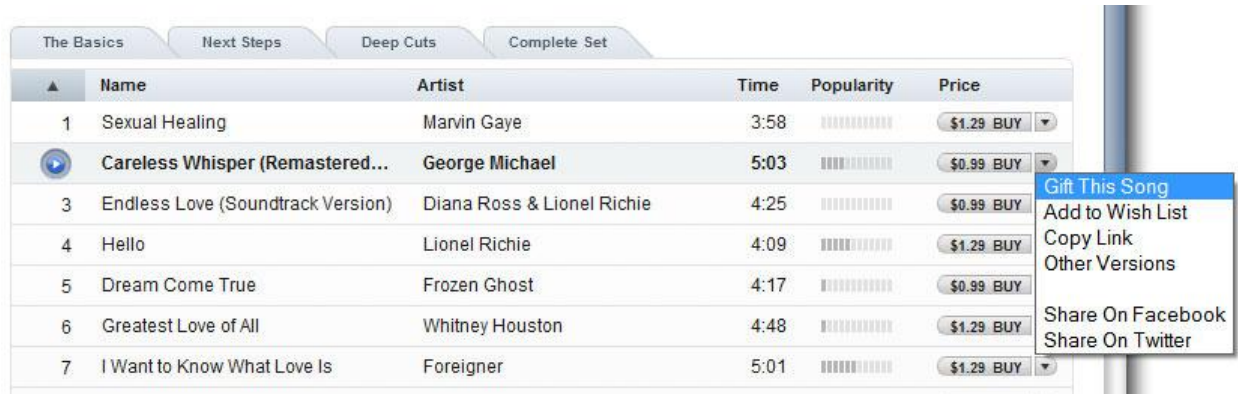
It allows you to choose a picture from your phone or take a new one. You can add hearts, create heart borders, choose the transparency of the effects and more.



Idea #10: Buy Some Special Songs Using iTunes Gift Feature

Did you know you can purchase songs on iTunes to give as gifts? Choose songs that were popular when you first met, the ultimate “our song” or pick some songs that have special meaning to you.

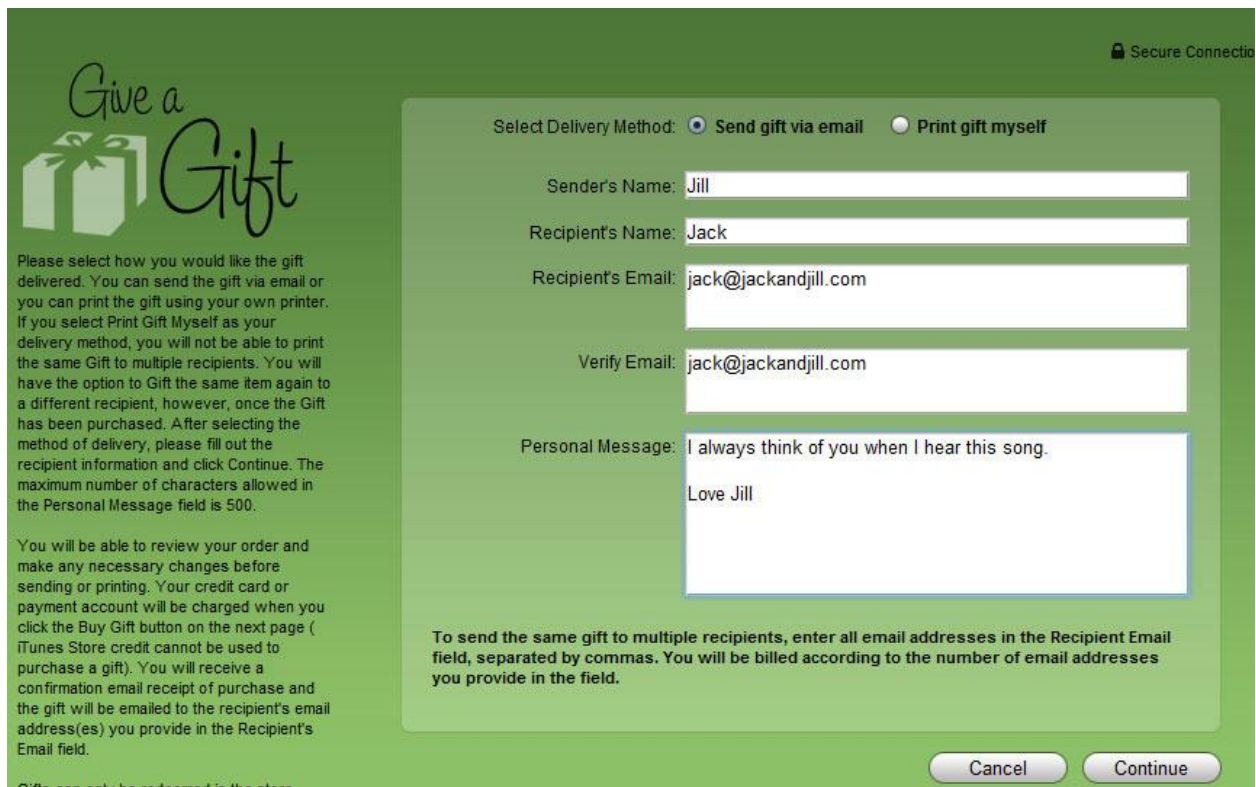
It’s easy to gift a song. Just click the down arrow to the right of Buy button and the first option is to “Gift This Song”.



The screenshot shows the iTunes interface with a list of songs. The selected song is "Careless Whisper (Remastered...)" by George Michael, priced at \$0.99. A dropdown menu is open next to the "BUY" button, showing options: "Gift This Song", "Add to Wish List", "Copy Link", "Other Versions", "Share On Facebook", and "Share On Twitter".

	Name	Artist	Time	Popularity	Price
1	Sexual Healing	Marvin Gaye	3:58	██████████	\$1.29 BUY ▾
2	Careless Whisper (Remastered...)	George Michael	5:03	██████████	\$0.99 BUY ▾
3	Endless Love (Soundtrack Version)	Diana Ross & Lionel Richie	4:25	██████████	\$0.99 BUY
4	Hello	Lionel Richie	4:09	██████████	\$1.29 BUY
5	Dream Come True	Frozen Ghost	4:17	██████████	\$0.99 BUY
6	Greatest Love of All	Whitney Houston	4:48	██████████	\$1.29 BUY
7	I Want to Know What Love Is	Foreigner	5:01	██████████	\$1.29 BUY ▾

All you have to do is enter the recipients name and email address. You can also add an optional message with your gift.



The screenshot shows the "Give a Gift" form in iTunes. It includes a "Select Delivery Method" section with radio buttons for "Send gift via email" (selected) and "Print gift myself". The form fields are: Sender's Name: Jill; Recipient's Name: Jack; Recipient's Email: jack@jackandjill.com; Verify Email: jack@jackandjill.com; Personal Message: I always think of you when I hear this song. Love Jill. There are "Cancel" and "Continue" buttons at the bottom.

Give a Gift

Please select how you would like the gift delivered. You can send the gift via email or you can print the gift using your own printer. If you select Print Gift Myself as your delivery method, you will not be able to print the same Gift to multiple recipients. You will have the option to Gift the same item again to a different recipient, however, once the Gift has been purchased. After selecting the method of delivery, please fill out the recipient information and click Continue. The maximum number of characters allowed in the Personal Message field is 500.

You will be able to review your order and make any necessary changes before sending or printing. Your credit card or payment account will be charged when you click the Buy Gift button on the next page (iTunes Store credit cannot be used to purchase a gift). You will receive a confirmation email receipt of purchase and the gift will be emailed to the recipient's email address(es) you provide in the Recipient's Email field.

Gifts can only be redeemed in the store.

Select Delivery Method: Send gift via email Print gift myself

Sender's Name: Jill

Recipient's Name: Jack

Recipient's Email: jack@jackandjill.com

Verify Email: jack@jackandjill.com

Personal Message: I always think of you when I hear this song.
Love Jill

To send the same gift to multiple recipients, enter all email addresses in the Recipient Email field, separated by commas. You will be billed according to the number of email addresses you provide in the field.

Cancel Continue

Idea #11: Buy a Romantic Movie on iTunes

You can also buy movies (or rent them, if you're on a serious budget – but there is no option to gift a rental) and gift them. Include a special message that invites your sweetie to a night of cuddling and treats.



The image shows a screenshot of the iTunes movie store interface. Four movie listings are visible, each with a poster, title, genre, release date, and purchase/rental options. A context menu is open over the 'P.S. I Love You' listing, showing options to gift the movie, add it to a wish list, tell a friend, copy the link, share on Facebook, and share on Twitter.

Movie Title	Genre	Released	Buy Price	Rent Price
P.S. I Love You	Drama	Dec 21, 2007	\$9.99	\$3.99
Forgetting Sarah Marshall	Comedy	Sep 30, 2008	\$9.99	\$3.99
Confessions of a Shopaholic	Comedy	Jun 09, 2009	\$14.99	-
Jack Goes Boating	Comedy	Sep 23, 2010	\$24.99 (HD)	\$5.99 (HD)

Context Menu Options:

- Gift This Movie
- Add to Wish List
- Tell a Friend
- Copy Link
- Share On Facebook
- Share On Twitter

Don't forget to add a personal message too:

Select Delivery Method: Send gift via email Print gift myself

Sender's Name:

Recipient's Name:

Recipient's Email:

Verify Email:

Personal Message:

To send the same gift to multiple recipients, enter all email addresses in the Recipient Email field, separated by commas. You will be billed according to the number of email addresses you provide in the field.

Idea #12: Buy a Romantic Book Using Amazon Kindle's Gift Feature

Send your Valentine a digital book through Amazon. Kindle ebooks can be read on a Kindle ebook reader, but a reader is not necessary. Free Kindle apps are available to download for the Kindle Ebook Reader, Windows PCs, Macs, iPhones, iPads, Android, Windows 7 phones and Blackberries. [App download options are here.](#)

Obviously, the type of book you choose will depend on the nature of your relationship. You might choose a book of romantic stories you can share, romantic ideas book, tips for the bedroom or whatever suits your fancy.

Just go to the [Kindle eBook Store](#), find the title you're looking for:

33.  **His Needs, Her Needs for Parents: Keeping Romance Alive** by Willard F. Harley (Kindle Edition - Sept. 1, 2003) - Kindle eBook
Pricing information not available.
★★★★☆ (10)
34.  **We Should Do This More Often: A Parents' Guide to Romance, Passion, and Other Pre-Child Activities You Vaguely Recall** by Lorlee Craker (Kindle Edition - June 23, 2010) - Kindle eBook
Buy: **\$9.99**
Auto-delivered wirelessly
★★★★☆ (4)
35.  **Romance - A Man's Way To His Soul** by Arthur Levy (Kindle Edition - Dec. 8, 2010) - Kindle eBook
Buy: **\$7.85**
Auto-delivered wirelessly
★★★★☆ (6)

Then you can choose where to deliver the ebook. Choose the “Register a new kindle” and click “Give as Gift”. You can also choose to transfer the product via computer.



You'll be asked to add an email recipient, your name and a message. You can then preview what your message will look like.

A Gift for You



bella@twilight.com, you've received a gift from Edward!



We Should Do This More Often: A Parents' Guide to Romance, Passion, and Other Pr...
(Kindle Edition)
by Lorilee Craker

From: Edward

Message:
Bella,

With the baby on the way, I thought this might be a nice book for us to read together. Love you so much and always want our love to sparkle.

Love Edward.

[Get your Kindle book gift now](#)

amazon kindle

Idea #13: Dedicate a Song on the Radio

Go old school and take it to the airwaves. Call up a local radio station and dedicate a song, expressing your love. It's probably best to use the old-fashioned phone, so your loved one can hear your voice, but if you're shy, many radio stations take online requests.

Send us an email.

Send To: QM/FM Love Songs Request ▾

Your Name: Carrie

Your Email: carrie@thecity.com

Your Phone #: 555-5555

Your Message: I want to dedicate Endless Love to Mr. Big.

Send Message

Make sure to listen in on the show with your loved one. If they can't listen in with you, be sure to record the show.

Idea #14: Post a YouTube Video

Show the world how you feel. Perform a song, read a poem or just say I love you. Email the video to your sweetie, play it on your Apple TV or snuggle around your laptop to watch it. Or do you have a recording of your wedding proposal or wedding? Get it on YouTube and share your love!



Disneyland Musical **Marriage Proposal**

A magical moment happens on Main Street, USA when a young man proposes to his girlfriend on a Summer evening in Disneyland® Resort.

by [DisneyParks](#) | 1 year ago | **3,395,862 views**



Proposal Video.m4v

An amazingly orchestrated wedding proposal that I caught live in Madison Square Park. After the surprise production number in the park for this ...

by [merrillgrant](#) | 8 months ago | **2,584,387 views**



Best Marriage Proposal EVER!!!!

I have known my fiance Tracey Wade for over 14 years and wanted to propose to her in a very unique way. Tracey thought we were just going to the ...

by [glomer8888](#) | 2 years ago | **520,788 views**



Airport Wedding Proposal - The best marriage proposal ever!!

A surprise wedding proposal by a Navy Officer with the help of the passengers

by [woor3](#) | 2 years ago | **362,054 views**

Search YouTube for ideas and inspiration, to create your own special video.

Presented by
Marlene Shiple, Ph.D.
The Life Coach Dr.
<http://thelifecoachdr.com/coach>